

5-Piece Wood and MDF Frame Only Doors

Most Conestoga wood and MDF door designs are available with a frame only option to complement your solid panel door designs. Frame only doors are a perfect accent and can accommodate a wide array of decorative glass, wire mesh, Leather Panels and other inserts.

Frame Only Pricing

To calculate frame only door square footage, first determine the square footage of the door using the actual exterior door dimensions. If the door is 3.00 square feet or less, substitute 10" for the width of the door, regardless of actual width. If the door is 3.01 square feet or larger, substitute 12" for the width of the door, regardless of the actual width. Use the 10" or 12" width multiplied by the actual height, divided by 144 to arrive at the square footage that will be invoiced. Multiply the square footage by the appropriate Material Charge found in the Material Pricing Guide. Add the Material Charge to the Design Charge of the desired door style. A retainer moulding fee as described below will be added to the frame only door charge.

Note: For TW and CRP designs, use the CRP Design Charge and Category B Material Charge. For example: TW-10 and CRP-10 both use the CRP-10 Design Charge. Most applied moulding designs use Material Category C.

Frame only products exceeding 50" in width and height receive an upcharge for manual sanding and special handling.

Frame Only Retainer Moulding

All frame only doors are automatically grooved to accept our clear glass moulding. The clear glass retainer moulding is shipped with the door unless one of the four alternative wood retainer mouldings shown below is requested. Even if a wood retainer is selected, the framing will be grooved to accept the clear retainer moulding unless the customer requests that the framing not be grooved. Clear retainer moulding will be shipped as one continuous piece and must be cut to size and installed by the customer. All wood retainer mouldings are cut to size by Conestoga and must be installed by the customer. Linear inch pricing for all retainer mouldings appears in the illustrations below. The appropriate moulding charge is multiplied by the total number of inches required and included within the frame only door price.

Frame Only and Mullion Framing Options		
<p>Regular bead shown</p>	<p>Frame only doors come standard with glass retainer moulding groove.</p>	
<p>Non-grooved framing is available. Simply specify "No rout for retainer moulding" in the special instructions portion of the order form.</p>		
Retainer Moulding Options (specify moulding number)		
<p>Clear (standard) for 1/8" glass only.</p> <p>Clear - \$.05 per linear inch.</p>	<p>#906 for 1/8" glass only.</p> <p>#907 for 1/4" glass.</p> <p>#906 and #907 - \$.10 per linear inch.</p>	<p>#52 for varying glass thickness.</p> <p>#83 (similar to #52) for Bristol, Cortland and TW-10916. Wood retainer mouldings should be predrilled to avoid splitting.</p> <p>#52 and #83- \$.10 per linear inch.</p>

5-Piece Wood and MDF Mullion Doors

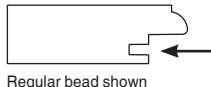
Conestoga offers a wide variety of mullion configurations and options. Mullions illustrated on the following pages are only a representation of the available patterns. Contact our Special Designs Department for additional mullion information. MDF mullion doors will be constructed with MDF framing and Paint Grade Hard Maple mullion strips.

Mullion Pricing

To calculate mullion door square footage, first determine the square footage of the door using the actual exterior door dimensions. If the door is 3.00 square feet or less, substitute 10" for the width of the door, regardless of actual width. If the door is 3.01 square feet or larger, substitute 12" for the width of the door, regardless of the actual width. Use the 10" or 12" width multiplied by the actual height, divided by 144 to arrive at the square footage that will be invoiced. Multiply the square footage calculation by the appropriate Material Charge found in the Material Pricing Guide. Add the Material Charge to the Design Charge of the desired door style. Lite charges and a retainer moulding fee as described below must be added to the framing charge.

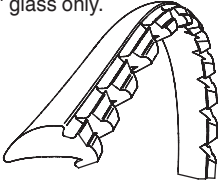
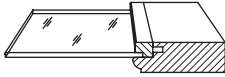
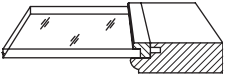
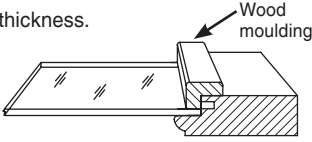
- For TW and CRP designs, use the CRP Design Charge and Category B Material Charge. For example: TW-10 and CRP-10 both use the CRP-10 Design Charge.
- Availability of miter and applied moulding mullion doors is listed throughout the Doors and Drawer Fronts Section and the MDF/Alternative Materials Section. Use published Design Charge plus Material Category.
- Most miter designs default to Regular bead profile on the mullion strips. Contact Customer Service for mullion profile confirmation.

Wood and 5-Piece MDF Mullion Design Options

Design	Price	Design Notes
F-007, Regular and Ogee bead mullions		• Fitted for one piece of glass per door.
F-1223, Square bead mullions		
Elite, F-877, Special (mullion bead differs from framing bead)		• Fitted for one piece of glass per door. • Special mullions apply to all miter designs except CRP-10 Miter.
Odd mullion configuration <i>Odd mullion configuration 1-Piece MDF doors will be priced by our Special Designs Department.</i>		
True Divided Lites F-007, Regular and Ogee bead mullions		• Fitted for individual pieces of glass per lite. • These doors have 7/8" wide mullions unless otherwise specified. • Glass retainer moulding not supplied.
F-1223, Square bead mullions		
F-877, Elite/Special (mullion bead differs from framing bead)		
Odd mullion configuration		
Mullion Width Details		Frame Only and Mullion Framing Options
Framing Bead	Mullion Width	
Regular	5/8" wide for 3/4" thick doors 3/4" wide for 1" thick doors	 <p>Regular bead shown</p> <ul style="list-style-type: none"> • Mullion doors come standard with glass retainer moulding groove. • Non-grooved framing is available. Simply specify "No rout for retainer moulding" in the special instructions portion of the order form.
Elite, F-877, F-1223, Square	5/8"	
F-007	15/16"	
Ogee	7/8"	

All mullion doors are automatically grooved to accept our clear glass moulding. The clear glass retainer moulding is shipped with the door unless one of the four alternative wood retainer mouldings shown on the following page is requested. Even if a wood retainer is selected, the framing will be grooved to accept the clear retainer moulding unless the customer requests that the framing not be grooved. Clear retainer moulding will be shipped as one continuous piece and must be cut to size and installed by the customer. All wood retainer mouldings are cut to size by Conestoga and must be installed by the customer. Linear inch pricing for all retainer mouldings appears in the illustrations on the following page. The appropriate moulding charge is multiplied by the total number of inches required and included within the mullion door price.

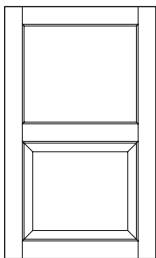
Retainer Moulding Options

Retainer Moulding Options (specify moulding number)		
<p>Clear (standard) for 1/8" glass only.</p>  <p>Clear per linear inch.</p>	<p>#906 for 1/8" glass only.</p>  <p>#907 for 1/4" glass.</p>  <p>#906 and #907 per linear inch.</p>	<p>#52 for varying glass thickness.</p>  <p>#83 (similar to #52) for Bristol, Cortland and TW-10916. Wood retainer mouldings should be predrilled to avoid splitting. #52 and #83 per linear inch.</p>

1-Piece MDF Mullion and Frame Only Doors

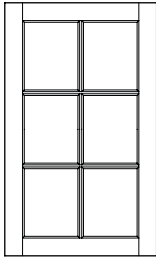
1-Piece MDF Mullion and Frame Only Pricing		
Design	Design Charge	Material Charge
Radius Corner Series	Design Charge x 1.25	Calculate Material Charge using actual square footage (width x height) ÷ 144 x appropriate Material Charge.
Square Corner Series	Design Charge x 1.6	
Mullion Lite Options		
Mullion lite placement will be balanced. Indicate number of lites desired.		
Design	Price	Design Notes
Standard Lites		<ul style="list-style-type: none"> Standard mullion lites with radius corners are fitted for one piece of glass and used on RC Series doors. Mullions available: 10RC, 10RC2, 10SQF1, 10SQF2, 10SQF4, 10SQF5, 10SQF6 and 10SQF7.
Special Lites		<ul style="list-style-type: none"> Special mullion lites are fitted for one piece of glass, have square corners, and are used on applicable SQ Series doors. Mullions available: 10SQ3 and 10SQ5.
Clear plastic moulding is standard on MDF mullion doors. If using glass other than 1/8" thick, specify our #52 moulding retainer.		

Frame Only with Panel



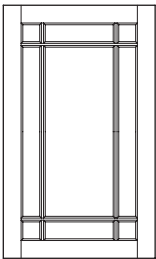
- Most 5-piece wood and MDF door designs are available with a frame only and panel.
- Only available as a 2 opening upright door. Specify frame only opening dimensions.
- All published wood species and select MDF designs are available.
- All 3/4" framing beads available. Regular, Ogee and Square also available in 1".
- For panel, all published panel raises and plywood panel designs are available (subject to design limitations).
- Clear retainer moulding standard unless otherwise specified. Wood retainer moulding or no retainer moulding options available.
- List pricing is Design Charge x 2 plus option charge. For Miter designs add an additional for midrail.
- Mullion with panel also available.
- True divided lite option available. Upcharge applies.

Mullion Doors



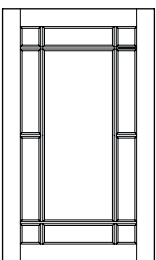
Standard Lite Mullion

- Specify 4-lite, 6-lite, 8-lite, 10-lite or 12-lite when ordering.
- All lites will be evenly spaced unless otherwise requested. Odd mullion configuration charges will apply if custom spacing is requested.
- Standard Lite Mullions will be configured two lites wide regardless of size unless otherwise requested.
- All 3/4" framing beads available. Regular, Ogee, Square and Elite also available in 1".
- Matching mullion profiles in F-007, F-1223, Regular, Ogee and Square. Elite and F-877 framing beads receive Regular bead mullion profile.
- Minimum door size – 7-7/8" x 7-7/8" with 2-1/4" wide framing.
- Clear plastic retainer moulding standard unless otherwise specified. Wood retainer moulding or no retainer moulding options available.
- True divided lite option available. Upcharge applies.



9-Lite Offset Mullion*

- 9-lite Offset Mullion features 2" x 2" corner lites standard.
- All 3/4" framing beads available. Regular, Ogee, Square and Elite also available in 1".
- Matching mullion profiles in F-007, F-1223, Regular, Ogee and Square. Elite and F-877 framing beads receive Regular bead mullion profile.
- Minimum door size – 11-7/8" x 11-7/8" with 2-1/4" wide framing.
- Clear plastic retainer moulding standard unless otherwise specified. Wood retainer moulding or no retainer moulding options available.
- Odd mullion configurations upcharge applies.
- True divided lite option available. Upcharge applies.

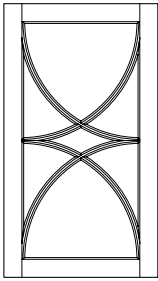


11-Lite Offset Mullion*

- 11-lite Offset Mullion features 2" x 2" corner lites standard.
- All 3/4" framing beads available. Regular, Ogee, Square and Elite also available in 1".
- Matching mullion profiles in F-007, F-1223, Regular, Ogee and Square. Elite and F-877 framing beads receive Regular bead mullion profile.
- Minimum door size – 11-7/8" x 14-5/8" with 2-1/4" wide framing.
- Clear plastic retainer moulding standard unless otherwise specified. Wood retainer moulding or no retainer moulding options available.
- Odd mullion configurations upcharge applies.
- True divided lite option available. Upcharge applies.

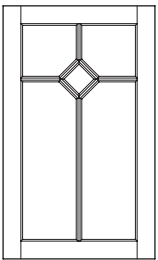
***Caution:** Long, continuous mullion strips are highly susceptible to bowing and warping. This condition is typically the result of moisture absorption and expansion of door framing which applies pressure against the mullion strips. Conestoga does not warranty mullions that bow due to exposure to high humidity conditions or environments. A clear adhesive applied between the back of the mullion strip and glass panel may help reduce the amount of noticeable mullion movement. Standard lite mullions are recommended for use in high moisture conditions.

Mullion Doors (continued)



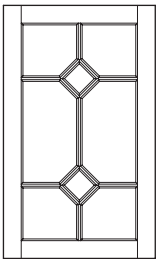
Diamond Double Cross Mullion

- Features 7 radius lites.
- 3/4" F-007, F-1223, Regular, Ogee and Square framing beads available. Regular, Ogee and Square also available in 1".
- Matching mullion profiles in F-007, F-1223, Regular, Ogee and Square.
- Minimum door size – 8-5/8" x 15-15/16" with 2-1/4" wide framing.
- Clear plastic retainer moulding standard unless otherwise specified. Wood retainer moulding or no retainer moulding options available.
- Must be quoted through Special Designs.
- Configuration not available with all sizes. A drawing will be sent to customer for approval prior to manufacturing process beginning.

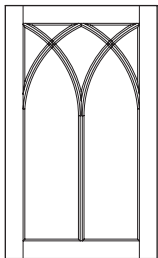


Diamond Mullion*/Double Diamond Mullion*

- Diamond Mullion features a 4" x 4" diamond lite centered in the width of the door opening and 4-1/2" from the top rail. The Double Diamond Mullion features two 4" x 4" diamond lites centered in the width of the door opening and 4-1/2" from top and bottom rails.
- All 3/4" framing beads available. Regular, Ogee, Square and Elite also available in 1".
- Matching mullion profiles in F-007, F-1223, Regular, Ogee and Square. Elite and F-877 framing beads receive Regular bead mullion profile.
- Diamond Mullion minimum door size – 12-5/8" x 18-5/8" with 2-1/4" wide framing. Double Diamond minimum door size – 12-5/8" x 25-1/4" with 2-1/4" wide framing.
- Clear plastic retainer moulding standard unless otherwise specified. Wood retainer moulding or no retainer moulding options available.
- Diamond Mullion receives a 5 lite Design Charge. Double Diamond Mullion receives an 8 lite Design Charge.
- Odd mullion configurations upcharge applies.
- For Diamond Mullion pricing add list to door Design Charge, then add individual lite charges and odd configuration upcharge. For Double Diamond Mullion pricing add list to door Design Charge, then add individual lite charges and odd configuration upcharge.



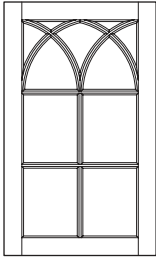
Arched Lite Mullion*



- Arched Lite Mullions feature 7 radius lites.
- All 3/4" framing beads available except F-877, F-1223 and Elite. Regular, Ogee and Square also available in 1". Ogee and F-007 framing beads may burnish when coped.
- Matching mullion profiles in F-007, Regular, Ogee and Square.
- Minimum door size – 11-5/8" x 9-5/8" with 2-1/4" wide framing.
- Clear plastic retainer moulding standard unless otherwise specified. Wood retainer moulding or no retainer moulding options available.
- Arched Lite Mullions will be quoted through Special Designs.
- Configuration not available in all sizes. A drawing will be sent to customer for approval prior to manufacturing process beginning.

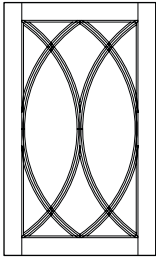
***Caution:** Long, continuous mullion strips are highly susceptible to bowing and warping. This condition is typically the result of moisture absorption and expansion of door framing which applies pressure against the mullion strips. Conestoga does not warranty mullions that bow due to exposure to high humidity conditions or environments. A clear adhesive applied between the back of the mullion strip and glass panel may help reduce the amount of noticeable mullion movement. Standard lite mullions are recommended for use in high moisture conditions.

Mullion Doors (continued)



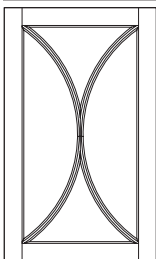
Arch Lite with Horizontal Lite Mullion

- Features 11 radius lites – rectangular lites will vary depending on height of door.
- 3/4" F-007, F-1223, Regular, Ogee and Square framing beads available. Regular, Ogee and Square also available in 1". Ogee and F-007 framing beads may burnish when coped.
- Matching mullion profiles in F-007, F-1223, Regular, Ogee and Square.
- Minimum door size – 11-5/8" x 9-5/8" with 2-1/4" wide framing.
- Clear plastic retainer moulding standard unless otherwise specified. Wood retainer moulding or no retainer moulding options available.
- Must be quoted through Special Designs.
- Configuration not available in all sizes. A drawing will be sent to customer for approval prior to manufacturing process beginning.



Continuous Double Arched Lite Mullion*

- Continuous Double Arched Lite Mullions feature 12 radius lites.
- All 3/4" framing beads available except F-877 and Elite. Regular, Ogee and Square also available in 1". Ogee and F-007 framing bead may burnish when coped.
- Matching mullion profiles in F-007, F-1223, Regular, Ogee and Square.
- Minimum door size – 11-5/8" x 14-15/16" with 2-1/4" wide framing.
- Clear plastic retainer moulding standard unless otherwise specified. Wood retainer moulding or no retainer moulding options available.
- Continuous Double Arched Lite Mullions quoted through Special Designs.
- Configuration not available in all sizes. A drawing will be sent to customer for approval prior to manufacturing.




Double Bow Mullion

- Features 4 radius lites. Two symmetrical arches intersect in center of door opening.
- All 3/4" framing beads available. Regular, Ogee, Square and Elite also available in 1".
- Matching mullion profiles in F-007, F-1223, Regular, Ogee and Square. Elite and F-877 framing beads receive Regular bead mullion profile.
- Minimum door size – 11-5/8" x 11-5/8" with 2-1/4" wide framing.
- Clear plastic retainer moulding standard unless otherwise specified. Wood retainer moulding or no retainer moulding options available.
- Must be quoted through Special Designs.
- Configuration not available with all sizes. A drawing will be sent to customer for approval prior to manufacturing process beginning.

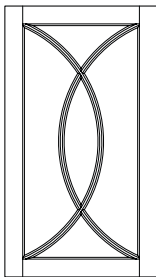
***Caution:** Long, continuous mullion strips are highly susceptible to bowing and warping. This condition is typically the result of moisture absorption and expansion of door framing which applies pressure against the mullion strips. Conestoga does not warranty mullions that bow due to exposure to high humidity conditions or environments. A clear adhesive applied between the back of the mullion strip and glass panel may help reduce the amount of noticeable mullion movement. Standard lite mullions are recommended for use in high moisture conditions.

Mullion Doors (continued)




Vesica Mullion

- Features 7 radius lites.
- 3/4" F-007, F-1223, Regular, Ogee and Square framing beads available. Regular, Ogee and Square also available in 1".
- Matching mullion profiles in F-007, F-1223, Regular, Ogee and Square.
- Minimum door size – 8-5/8" x 15-15/16" with 2-1/4" wide framing.
- Clear plastic retainer moulding standard unless otherwise specified. Wood retainer moulding or no retainer moulding options available.
- Must be quoted through Special Designs.
- Configuration not available with all sizes. A drawing will be sent to customer for approval prior to manufacturing process beginning.




Double Bow Elipse Mullion

- Features 5 radius lites.
- All 3/4" framing beads available. Regular, Ogee, Square and Elite also available in 1".
- Matching mullion profiles in F-007, F-1223, Regular, Ogee and Square. Elite and F-877 framing beads receive Regular bead mullion profile.
- Minimum door size – 11-5/8" x 11-5/8" and 2-1/4" wide framing.
- Clear plastic retainer moulding standard unless otherwise specified. Wood retainer moulding or no retainer moulding options available.
- Must be quoted through Special Designs.
- Configuration not available in all sizes. A drawing will be sent to customer for approval prior to manufacturing process beginning.

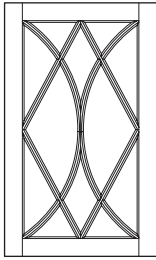


Single/Double Diamond Swag Mullion

- Features concave-shaped diamond(s) with 5 lites for Single Mullion and 8 lites for Double Mullion.
- All 3/4" framing beads available except F-877 and Elite. Regular, Ogee and Square also available in 1". Ogee and F-007 framing beads may burnish when coped.
- Matching mullion profiles in F-007, F-1223, Regular, Ogee and Square.
- Minimum door size –
 - Single – 11-5/8" x 11-5/8" with 2-1/4" wide framing.
 - Double – 11-5/8" x 23".
- Clear plastic retainer moulding standard unless otherwise specified. Wood retainer moulding or no retainer moulding options available.
- Must be quoted through Special Designs.
- Configuration not available with all sizes. A drawing will be sent to customer for approval prior to manufacturing process beginning.

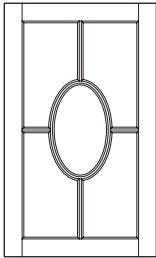


Mullion Doors (continued)



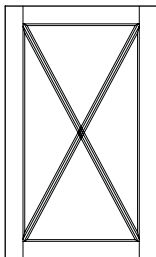
Double Bow Diamond Mullion

- Features double arch mullions and centered diamond with total of 12 lites.
- All 3/4" framing beads available except Elite. Regular, Ogee and Square also available in 1".
- Matching mullion profiles in F-007, F-1223, Regular, Ogee and Square. F-877 framing bead receives Regular bead mullion profile.
- Minimum door size – 11-5/8" x 14-15/16" with 2-1/4" wide framing.
- Clear plastic retainer moulding standard unless otherwise specified. Wood retainer moulding or no retainer moulding options available.
- Must be quoted through Special Designs.
- Configuration not available with all sizes. A drawing will be sent to customer for approval prior to manufacturing process beginning.



Elliptical Mullion*

- Features an elliptical shape centered in the middle of the door opening.
- Minimum opening of the elliptical shape is 2-1/2" x 5". Must specify size of the centered elliptical shape.
- All 3/4" framing beads available. Regular, Ogee, Square and Elite also available in 1".
- Matching mullion profiles in F-007, F-1223, Regular, Ogee and Square. Elite and F-877 framing beads receive Regular bead mullion profile.
- Minimum door size – 12-5/8" x 13-5/8" with 2-1/4" wide framing.
- Clear plastic retainer moulding standard unless otherwise specified. Wood retainer moulding or no retainer moulding options available.
- Must be quoted through Special Designs.
- A drawing will be sent to customer for approval prior to manufacturing process beginning.

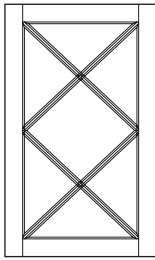


X-Lite Mullion*

- Features diagonal crisscrossed mullion pattern.
- All 3/4" framing beads available. Regular, Ogee, Square and Elite beads also available in 1".
- Matching mullion profiles in F-007, F-1223, Regular, Ogee and Square. Elite and F-877 framing beads receive Regular bead mullion profile.
- Minimum door size – 8-5/8" x 8-5/8" with 2-1/4" wide framing.
- Clear plastic retainer moulding standard unless otherwise specified. Wood retainer moulding or no retainer moulding options available.
- X-Lite Mullion receives a 4 lite Design Charge.
- Odd mullion configurations upcharge applies.
- For X-Lite Mullion pricing add list to door Design Charge, then add individual lite charges and odd configuration upcharge.

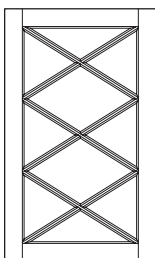
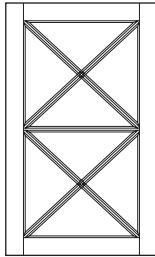
***Caution:** Long, continuous mullion strips are highly susceptible to bowing and warping. This condition is typically the result of moisture absorption and expansion of door framing which applies pressure against the mullion strips. Conestoga does not warranty mullions that bow due to exposure to high humidity conditions or environments. A clear adhesive applied between the back of the mullion strip and glass panel may help reduce the amount of noticeable mullion movement. Standard lite mullions are recommended for use in high moisture conditions.

Mullion Doors (continued)



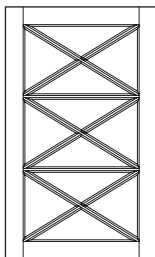
Double X Mullion / Double X Horizontal Lite Mullion

- Features two diagonal crisscrossed mullion patterns.
- Available with or without one centered horizontal mullion.
- All 3/4" framing beads available. Regular, Ogee, Square and Elite beads also available in 1".
- Matching mullion profiles in F-007, F-1223, Regular, Ogee and Square. Elite and F-877 framing beads receive Regular bead mullion profile.
- Minimum door size – 8-5/8" x 13-1/8" with 2-1/4" wide framing.
- Clear plastic retainer moulding standard unless otherwise specified. Wood retainer moulding or no retainer moulding options available.
- Double X Mullion receives a 7 lite Design Charge; Double X Horizontal Lite Mullion receives an 8 lite Design Charge.
- Double X and Double X Horizontal Lite Mullion openings are equal.
- Odd mullion configurations upcharge applies.
- For Double X Mullion pricing add list to door Design Charge, then add individual lite charges and odd configuration upcharge. For Double X Horizontal Lite Mullion pricing add list to door Design Charge, then add individual lite charges and odd configuration upcharge.



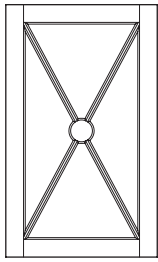
Triple X Mullion / Triple X Horizontal Lite Mullion

- Features three diagonal crisscrossed mullion patterns.
- Available with or without two centered horizontal mullions.
- All 3/4" framing beads available. Regular, Ogee, Square and Elite beads also available in 1".
- Matching mullion profiles in F-007, F-1223, Regular, Ogee and Square. Elite and F-877 framing beads receive Regular bead mullion profile.
- Minimum door size – 8-5/8" x 17-3/4" with 2-1/4" wide framing.
- Clear plastic retainer moulding standard unless otherwise specified. Wood retainer moulding or no retainer moulding options available.
- Triple X Mullion receives a 10 lite Design Charge; Triple X Horizontal Lite Mullion receives a 12 lite Design Charge.
- Triple X and Triple X Horizontal Lite Mullion openings are equal.
- Odd mullion configurations upcharge applies.
- For Triple X Mullion pricing add list to door Design Charge, then add individual lite charges and odd configuration upcharge. For Triple X Horizontal Lite Mullion pricing add list to door Design Charge, then add individual lite charges and odd configuration upcharge.

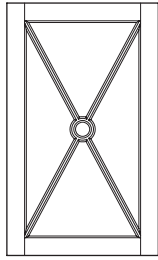


***Caution:** Long, continuous mullion strips are highly susceptible to bowing and warping. This condition is typically the result of moisture absorption and expansion of door framing which applies pressure against the mullion strips. Conestoga does not warranty mullions that bow due to exposure to high humidity conditions or environments. A clear adhesive applied between the back of the mullion strip and glass panel may help reduce the amount of noticeable mullion movement. Standard lite mullions are recommended for use in high moisture conditions.

Mullion Doors (continued)



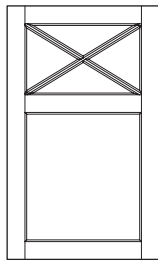
X-Lite w/Solid Hub



X-Lite w/Open Hub

X-Lite with Solid Hub Mullion* / X-Lite with Open Hub Mullion*

- Features diagonal crisscrossed mullion pattern with hub centered in the door opening. Hub can be open or solid.
- Open hub diameter is dependent on framing bead profile. Open hub with F-1223, Regular, Square and Elite beads will receive 3" diameter hub. Ogee bead will receive a 3-1/4" diameter hub. F-007 bead will receive a 3-7/8" diameter hub.
- Solid hubs for F-1223, Regular, Square and Elite bead mullions receive a 2" diameter hub. F007 and Ogee beads will receive a 3" diameter hub.
- All 3/4" framing beads available. Regular, Ogee, Square and Elite beads also available in 1".
- Matching mullion profiles in F-007, F-1223, Regular, Ogee and Square. Elite and F-877 beads receive Regular bead mullion profile.
- Minimum door size – 9-5/8" x 9-5/8" with 2-1/4" wide framing.
- Clear plastic retainer moulding standard unless otherwise specified. Wood retainer moulding or no retainer moulding options available.
- X-Lite with Open Hub Mullion receives a 5 lite Design Charge; X-Lite with Solid Hub Mullion receives a 4 lite Design Charge.
- Odd mullion configurations upcharge applies.
- For X-Lite with Open Hub Mullion pricing add list to door Design Charge, then add individual lite charges. For X-Lite with Solid Hub Mullion pricing add list to door Design Charge, then add individual lite charges.
- Contact Special Designs for quote.




X-Lite Panel Mullion


- Features two-panel door with diagonal crisscrossed mullion pattern in top opening and a panel or frame only in the bottom opening.
- Customer must specify top opening size.
- All 3/4" framing beads available. Regular, Ogee, Square and Elite beads also available in 1".
- Matching mullion profiles in F-007, F-1223, Regular, Ogee and Square. Elite and F-877 beads receive Regular bead mullion profile.
- Minimum door size – 8-5/8" x 15-1/8" with 2-1/4" wide framing.
- Clear plastic retainer moulding standard unless otherwise specified. Wood retainer moulding or no retainer moulding options available.
- X-Lite with Panel Mullion receives a 4 lite Design Charge.
- Odd mullion configurations upcharge applies.
- For X-Lite with Panel Mullion pricing add list to door Design Charge, then add individual lite charges and odd configuration upcharge.

***Caution:** Long, continuous mullion strips are highly susceptible to bowing and warping. This condition is typically the result of moisture absorption and expansion of door framing which applies pressure against the mullion strips. Conestoga does not warranty mullions that bow due to exposure to high humidity conditions or environments. A clear adhesive applied between the back of the mullion strip and glass panel may help reduce the amount of noticeable mullion movement. Standard lite mullions are recommended for use in high moisture conditions.

Mullion Doors (continued)



QC1000

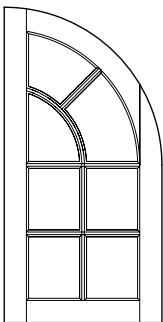


QC2000

QC1000 / QC2000 Mullions

- Design Charge.
- Quarter Circle mullion doors are typically ordered in sets. When left and right doors are paired on a cabinet, display case or piece of furniture, they create a highly attractive design element.
- 3/4" F-007, F-1223, Regular, Ogee and Square framing beads available.
- Matching mullion profiles available in F-007, F-1223, Regular, Ogee and Square.
- Minimum door width is 10" x 17" with 2-1/4" wide framing on face and 1-13/16" framing on back. Door height must always exceed the door width by at least 2-1/2".
- Specify the number of lites desired when ordering. The visual appeal of the QC mullion doors is greatly impacted by the number of lites.
 - ♦ For the QC1000 mullion design, consult the chart on page 6.12 to see the recommended number of lites per door size.
 - ♦ For the QC2000 mullion design, consult the chart on page 6.13 to see the recommended number of lites per door size.
- Clear plastic retainer moulding standard unless otherwise specified. Wood retainer moulding and no retainer moulding options available.
- True divided lite option available. Upcharges apply.

QC3000 Mullion



QC3000

- Design Charge.
- Quarter Circle mullion doors are typically ordered in sets. When left and right doors are paired on a cabinet, display case or piece of furniture, they create a highly attractive design element.
- 3/4" F-007, F-1223, Regular, Ogee and Square framing beads available.
- Matching mullion profiles available in F-007, F-1223, Regular, Ogee and Square.
- Minimum door width is 10" x 17" with 2-1/4" wide framing on face and 1-13/16" framing on back. Door height must exceed the door width by at least 2-1/2".
- Specify the number of lites desired when ordering. The visual appeal of the QC mullion doors is greatly impacted by the number of lites.
 - ♦ For the QC3000 mullion design, consult the chart on page 6.13 to see the recommended number of lites per door size.
- Clear plastic retainer moulding standard unless otherwise specified. #52 wood retainer moulding and no retainer moulding options available.

Quarter Circle 1000 Radius Mullion Recommendations

Use this chart to determine the ideal number of mullion lites for a given Quarter Circle 1000 door size or to determine availability for a given door size.

Door/Mullion Lite Availability and Recommendations																	
Height	10	11	12	13	14	15	16	17	18	19	20	21	22	23	24	25	26
12																	
13																	
14																	
15																	
16																	
17																	
18																	
19																	
20																	
21																	
22																	
23																	
24																	
25																	
26																	
27																	
28																	
29																	
30																	
31																	
32																	
33																	
34																	
35																	
36																	
37																	
38																	
39																	
40																	
41																	
42																	
43																	
44																	
45																	
46																	
47																	
48																	

NOT AVAILABLE

NOT RECOMMENDED

6

8

10

14

12

Sizes exceeding 48" in height must specify number of lites.

Quarter Circle 2000 and 3000 Radius Mullion Recommendations

Use this chart to determine the ideal number of mullion lites for a given Quarter Circle 2000 and 3000 door size or to determine availability for a given door size.

Door/Mullion Lite Availability and Recommendations																	
Height	10	11	12	13	14	15	16	17	18	19	20	21	22	23	24	25	26
12																	
13																	
14																	
15																	
16																	
17																	
18																	
19																	
20																	
21																	
22																	
23																	
24																	
25																	
26																	
27																	
28																	
29																	
30																	
31																	
32																	
33																	
34																	
35																	
36																	
37																	
38																	
39																	
40																	
41																	
42																	
43																	
44																	
45																	
46																	
47																	
48																	

NOT AVAILABLE

NOT RECOMMENDED

5

7

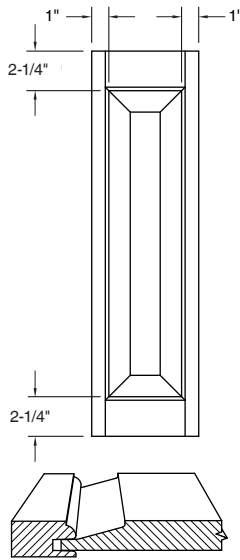
9

13

11

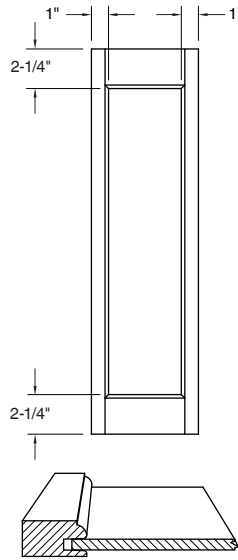
Sizes exceeding 48" in height must specify number of lites.

CRP-10 and TW-10 Pilaster Doors



CRP-10 Pilaster Door

5-3/4" x 7-3/8"
Slant raise shown



TW-10 Pilaster Door

3-3/4" x 5"
1/4" Veneered panel

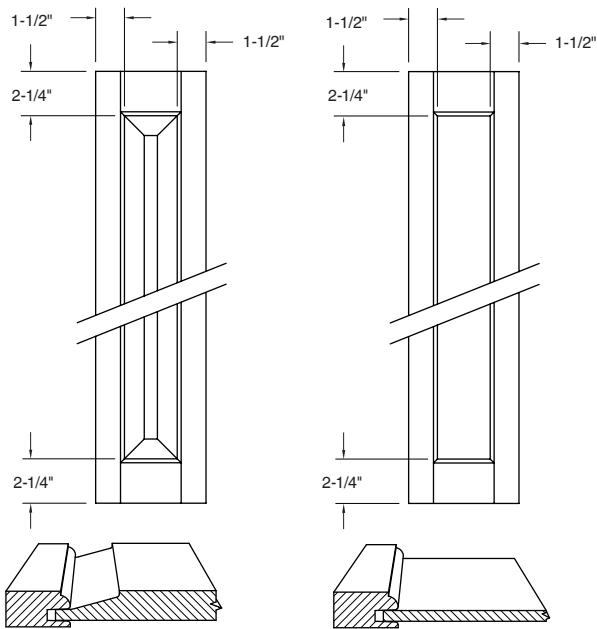
Offering And Availability

All Conestoga products are available in a wide variety of specifications to satisfy your custom needs. The information below indicates any exceptions or limitations pertaining to the designs shown above. For a detailed listing of a particular product specification, refer to the page indicated.

Species	
Material Pricing Guide	CRP-10 – all 3/4" species available. TW-10 – all 3/4" species available except Rustic Knotty and Soft Maple.
Edge Profiles	
pg 7.1	Design specific, no options available (Machine edge only).
Framing Beads	
pg 7.2	All 3/4" profiles available.
Panel Raises	
pg 7.2A	CRP-10 – all 3/4" profiles available. TW-10 – 1/4" panel only.
Options	
pgs 7.3-7.15	Available with pegs, cut-downs, distressing, cross grain sanding, antiquing, non-standard width framing, putty pin holes, weathered grain, back-routed hand pull and G-012, G-015 and G-056 panel grooving.

All plywood panel designs use a veneered, composite core panel. All plywood panels except Red and White Birch and Quarter Sawn and Rift White Oak use a plain sliced or half round face and plain sliced or rotary back veneer. Red and White Birch use a rotary face and back. Quarter Sawn White Oak uses a quarter sawn face and plain sliced back. Rift Cut White Oak uses a rift cut face and plain sliced back. Vertical grain direction standard unless otherwise noted; horizontal grain available upon request. Minimums listed are based on panel raise shown and will vary by raise; see Offering and Availability for additional options. Framing width listed is determined by measuring across the back of the framing unless otherwise noted.

CRP-10 and TW-10 Pilaster Posts



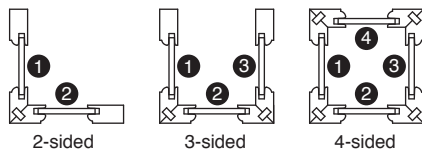
CRP-10 Pilaster Posts

5-3/4" x 7-3/8"
Slant raise shown

TW-10 Pilaster Posts

4-3/4" x 5"
1/4" Veneered panel

Minimums listed are based on panel raise shown and will vary by raise.



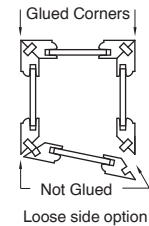
2-sided

3-sided

4-sided

(TW-10 shown)

- Standard framing widths: 1-1/2" stiles, 2-1/4" rails and 2-1/2" middle rails.
- Posts cannot exceed 12" x 96".
- Standard lead-time 10 days; add 5-6 days for finishing.
- 2-sided and 3-sided pilaster posts are available assembled only.
- Loose side option available only with 4-sided Pilaster Post; no additional charge. Post will be constructed as an assembled 3-sided post with the fourth side held in place with loose splines which can be easily removed, then reinserted at the jobsite.
- During the finishing process it is possible that some finish materials may get on exposed edges. This finishing material should be removed before glue is applied to allow for a proper glue bond.
- CRP-10 and TW-10 Pilaster Posts have the option to receive a slab on any side. When ordering refer to drawing (left) and specify side(s) receiving slab.
- 4-sided posts with slab will not be warranted for open joints or a crack in slab due to expansion and contraction of the post itself.




Pilaster Post Pricing		
	CRP-10	TW-10
2-sided		
3-sided		
4-sided		

*The Design Charges above include the assembly charge of per side; posts over 48" high will receive an additional assembly charge per post.

Offering And Availability	
Species	
Material Pricing Guide	CRP-10 – all 3/4" species available. TW-10 – all 3/4" species available except Rustic Knotty and Soft Maple.
Edge Profiles	
pg 7.1	Design specific, no options available.
Framing Beads	
pgs 7.2	All 3/4" profiles available.
Panel Raises	
pgs 7.2A	CRP-10 – all 3/4" profiles available. TW-10 – 1/4" panel only.
Options	
pg 7.3-7.15	Available with pegs, distressing, cross grain sanding, antiquing, non-standard width framing and panel grooves.

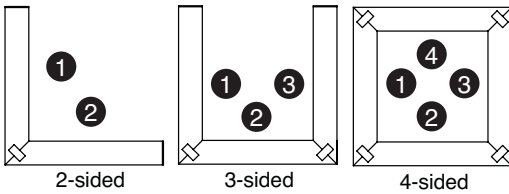
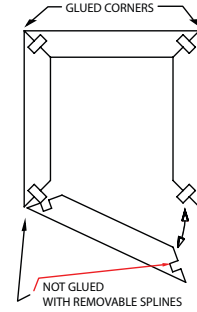
Plywood Pilaster Posts



Plywood Pilaster Posts

3" x 6"
3/4" Veneered panel

- Posts cannot exceed 12" x 96".
- Standard lead-time 10 days; add 5-6 days for finishing.
- 2-sided and 3-sided pilaster posts are available assembled only.
- Loose side option available only with 4-sided Pilaster Post; no additional charge. Post will be constructed as an assembled 3-sided post with the fourth side held in place with loose splines which can be easily removed, then reinserted at the jobsite.
- During the finishing process it is possible that some finish materials may get on exposed edges. This finishing material should be removed before glue is applied to allow for a proper glue bond.



Plywood Post Pricing	
	Design Charge
2-sided	
3-sided	
4-sided	

*The Design Charges above include the assembly charge of per side; posts over 48" high will receive an additional assembly charge per post.


Material Charges (1 sq. ft. min.)	
Specie	Design Charge
Cherry	
Maple, Hard	
Oak, White, Rift Cut	
Walnut	

Offering And Availability	
Species	
Material Pricing Guide	Species - 3/4" Cherry, Hard Maple, Rift Cut White Oak and Walnut - See chart above for pricing.
Edge Profiles	
pg 7.1	Design specific, no options available.
Options	
pg 7.3-7.15	Available with sample ID label and weather grain only.

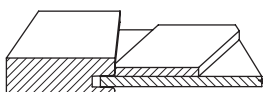
Wood Accent Doors

6


Accent Doors & Panels



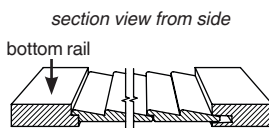
Crossbuck



8" x 8"
2-1/4" framing
1/4" Veneer panel



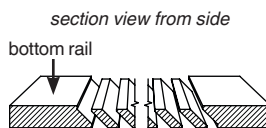
CWS-10302



7-1/2" x 7-1/2"
Stiles - 2-1/4" framing
Rail width varies from 2" to 2-13/16" depending on height of door.



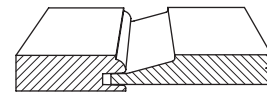
CWS-10446




7-1/2" x 7-1/2"
Stiles - 2-1/4" framing
Top rail - 2-1/4" framing on face
Bottom rail - framing varies from 2-1/8" to 2-15/16" on face.



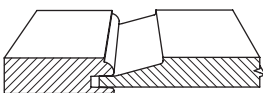
Half Circle



8-1/2" x 13"
Max. width - 26"
2-1/4" framing
Slant raise shown



HL/HR-20



8-1/4" x 9"
2-1/4" framing
HL-20
(left side door shown)
Slant raise shown



Presidential Cathedral



12" x 11-1/8"
2-3/4" framing
Presidential raise shown


Due to construction complexity, all multi-panel Presidential Cathedral doors include an additional charge of per middle rail and middle stile plus the per panel Design Charge. Minimums listed are based on panel raise shown and will vary by raise; see Offering and Availability for additional options. Framing width listed is determined by measuring across the back of the framing unless otherwise noted. Narrow point of arched and cathedral rails are equal to the width of the stiles.

Offering And Availability

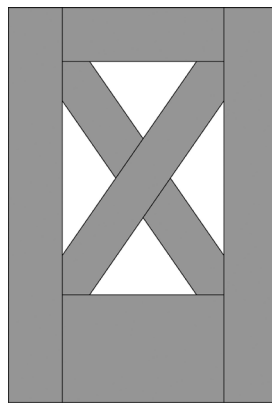
All Conestoga products are available in a wide variety of specifications to satisfy your custom needs. The information below indicates any exceptions or limitations pertaining to the designs on the previous page. For a detailed listing of a particular product specification, refer to the page indicated.

Species	
Material Pricing Guide	Crossbuck – all 3/4" species available except Rustic Knotty and Soft Maple. HL/HR-20 and Half Circle – all 3/4" species available, all 1" species available. CWS-10302 and CWS-10446 – all 3/4" species available except Quarter Sawn White Oak, Rift Cut White Oak and Rustic Knotty. Presidential Cathedral – all 3/4" species available.
Edge Profiles	
pg 7.1	HL/HR-20 and Half Circle – all 3/4" and 1" profiles available. Crossbuck, CWS-10302, CWS-10446 and Presidential Cathedral – all 3/4" profiles available.
Framing Beads	
pg 7.2	HL/HR-20 and Half Circle – all 3/4" and 1" profiles available. Crossbuck, CWS-10302, CWS-10446 and Presidential Cathedral – design specific, no options available.
Panel Raises	
pg 7.2A	HL/HR-20 and Half Circle – all 3/4" and 1" profiles available. Crossbuck, CWS-10302 and CWS-10446 – design specific, no options available. Presidential Cathedral – all available except Louis XIII and P-602.
Options	
pgs 7.3-7.15	HL/HR-20 and Half Circle – all options available. Crossbuck, CWS-10302, CWS-10446 and Presidential Cathedral – all options available except panel grooves. Note: CWS-10302 available with non-glazed Colourtones and Prism Paints, glazed and non-glazed wiping stains and Truetones. CWS-10446 available in glazed and non-glazed wiping stains only.
Mullions/Frame Only	
pgs 6.1-6.11	All designs - available in frame only and mullions except CWS-10302 and CWS-10446, which are only available in mullions. Crossbuck mullion – Square bead X-lite recommended. Half Circle, HL/HR-20 and Presidential Cathedral – all available, Presidential Cathedral incurs special lite charge. CWS-10302 and CWS-10446 – order as CRP-10 mullion with Square bead and Square bead mullions. Note: Half Circle mullion placement varies according to door width. Specify configuration to ensure that mullions align when using Half Circle doors with varying widths, or with other mullion designs.
Matching/Complementary Drawer Fronts	
pgs 4.14-4.15, 4.58-4.59	Crossbuck – Slab drawer front recommended. CWS-10302, CWS-10446, HL/HR-20 and Half Circle – CRP-10 drawer front recommended. Presidential Cathedral – Presidential drawer front recommended.

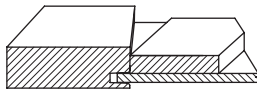
Wood Accent Doors (continued)



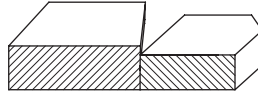
X Side Panel



X Side Open



9-1/2" x 12-1/2"
3" stiles and top rail
6" bottom rail
1/4" Veneer panel



9-1/2" x 12-1/2"
3" stiles and top rail
6" bottom rail
Open frame

- 1" thick X Side decorative panels are available as both open frame and with a plywood center panel.
- The X Side overlay has numerous applications including: single panel wall and base end panel overlays, double panel upright refrigerator end panel overlays, and 2 and 3 panel side by side wainscot panel overlays.
- Stiles, top rail and diagonal cross members are 3" wide, bottom rail is 6" wide. All exterior framing can be modified in width, but diagonal cross members are fixed at 3" in width.

Offering And Availability


All Conestoga products are available in a wide variety of specifications to satisfy your custom needs. The information below indicates any exceptions or limitations pertaining to the designs above. For a detailed listing of a particular product specification, refer to the page indicated.

Species	
Material Pricing Guide	All designs – 1" Alder, Cherry, Hard Maple, Hickory, Paint Grade Hard Maple, Rift Cut White Oak, Walnut and White Oak only.
Edge Profiles	
pg 7.1	All designs – all 1" profiles available.
Framing Beads	
pg 7.2	All designs – design specific, no options available.
Panel Raises	
pg 7.2A	All designs – design specific, no options available.
Options	
pgs 7.3-7.15	All options available except panel grooves.
Mullions	
pgs 6.1-6.11	X Side Panel – frame only and mullions not available. X Side Open – mullions not available.
Matching/Complementary Drawer Fronts	
pgs 4.58-4.59	1" Slab drawer front recommended.

*Note: Material calculated on overall width and height.


Wire Grille Inserts

- An accent option for frame only and mullion doors, Conestoga's Wire Grille Inserts are woven, not welded, and crimped to achieve specific patterns and designs. Wire Grille Inserts feature an electroplated finish with a clear lacquer topcoat for durability.
- Grille mesh patterns are size specific – no options.
- Available in three attractive finishes.
- Purchase as cut-to-size pieces.
- Cut-to-size Wire Grille Inserts have pattern centered side to side, top to bottom.
- Wire Grille Inserts will be packaged separate from door.
- Minimum size of all inserts is 6" x 6", maximum size is 20" x 48".
- Wire Grilles can be held in place with standard clear plastic retainer moulding or wood retainer moulding. If 1/8" glass is used in conjunction with Wire Grille Insert use #52 moulding (requires trimming) or #907 moulding. Inserts and Retainer Mouldings must be inserted by the customer.
- Grilles will flex during shipping and handling, but can be gently pulled back to original dimensions.
- Lead-time for all Wire Grille Inserts is 10 business days.
- Expedite program not available.
- Exterior edges of Wire Grille Inserts are sharp. Caution should be used when opening package and handling grille inserts to avoid cuts and other injuries.



WG100 – Round Wire

- Double crimped, 1/16" round wire with 3/4" mesh openings.
- Finishes: Antique Brass, Oil-Rubbed Bronze and Satin Steel.




WG102 - Reeded Wire


- Single crimped, 1/16" x 1/8" reeded wire with 3/4" mesh openings.
- Finishes: Antique Brass, Oil-Rubbed Bronze and Satin Steel.

Please refer to pricing through Con-Nex,
our online ordering program

Wire Grille Inserts (continued)

**WG103 – Flat Wire**


- Single crimped, 1/16" x 1/8" flat wire with 3/4" mesh openings.
- Finishes: Antique Brass, Oil-Rubbed Bronze and Satin Steel.

**WG104 – Reeded Wire**

- Double crimped, 1/16" x 1/8" reeded wire with 1-1/4" mesh openings.
- Finishes: Antique Brass, Oil-Rubbed Bronze and Satin Steel.

**WG105 – Flat Wire**


- Double crimped, 1/16" x 1/8" flat wire with 1-1/4" mesh openings.
- Finishes: Antique Brass, Oil-Rubbed Bronze and Satin Steel.

**WG106 – Reeded Wire**

- Double crimped, 1/16" x 1/8" reeded wire with a combination of 1/2" and 1-1/2" mesh openings.
- Finishes: Antique Brass, Oil-Rubbed Bronze and Satin Steel.


Please refer to pricing through Con-Nex,
our online ordering program

Wire Grille Inserts (continued)



WG107 – Flat Wire

- Double crimped, 1/16" x 1/8" flat wire with a combination of 1/2" and 1-1/2" mesh openings.
- Finishes: Antique Brass, Oil-Rubbed Bronze and Satin Steel.



Wire Grille Display Unit

- Features 7 Wire Grille patterns and 3 program finishes.
- Unit is dual sided 11" x 21".
- Maple framing is finished in a medium brown finish.
- Order using part #2601790A.
- Lead-time is 4 days.

Please refer to pricing through Con-Nex,
our online ordering program

Leather Panel Inserts

An accent option for frame only and mullion doors, Conestoga's Leather Panel Inserts are made using recycled leather veneer (RLV™), which is reprocessed leather remnants finished with a layer of resin, making RLV both durable and versatile.

- All Leather Panel Inserts are 4mm thick double-sided sustainable leather veneers. Leather veneers are laminated to both sides of a TSCA/CARB2 compliant composite.
- Available in seven attractive colors with a random "Buffalo" embossed pattern:
Bright White, Coal, Cocoa, Gold Grey Metallic, Grey Umber, Maple, Paloma Grey.
- Square foot price: list per square foot for all colors.
- Can be ordered in combination with frame only doors and drawer fronts, mullion doors, as cut-to-size panels, or 48" x 96" full sheets.
- **Note:** Leather Panel Inserts can be ordered in combination with any frame only or mullion door design. CRP-10 and TW-10 frame only drawer fronts are also available with Leather Panel Inserts
- If ordering frame only doors and drawer fronts with Leather Panel Inserts, Conestoga will calculate the required panel sizes.
- Minimum panel size is 3" x 3"; maximum size is 48" x 96". A 1 square foot minimum charge applies, regardless of actual panel size.
- Leather Panel Inserts are packaged separately from doors and drawer fronts.
- Leather Panel Inserts can be installed using standard clear plastic retainer moulding. Panels and retainer mouldings must be inserted by the customer.
- Lead-time for all Leather Panel Inserts is 15 business days.
- Expedite program not available.

Leather Panel Insert Sample Kit

- Features 7 attractive double-sided 4mm Leather Panel Insert color samples, a single-sided round leather coaster and a small vile of recycled leather fibers to use in your selling process.
- The attractive glossy black display box ships in a protective outer carton to ensure the display box inside remains free from scuffs, scratches and dirt.
- The Leather Panel Insert Sample Kit measures 3" x 6-3/8" x 6-3/8". Actual samples are approximately 5" x 5", and are individually labeled.
- Net price.
- Order using part #2601791A.
- Lead-time: 3 days.



Wainscot Panels

Wainscot panels can be ordered to match most door styles that Conestoga offers. Each wainscot panel is custom made to meet your exact size, panel and framing specifications.

Wainscot panels are typically constructed with multiple panels and/or wide bottom rails. A wainscot product is defined as any door or panel that exceeds 36" in width and 36" in height, when the length or width exceeds 84", or that contains any framing (stile or rail) 6" in width or wider.

- When ordering wainscot products, specify all rail and stile widths, including center framing pieces. Framing width of the wainscot panel will match the standard framing width of the door design requested unless otherwise noted by customer.
- Dimensioned sketches are preferred with each order to ensure correct order entry.
- Wainscot panels over 119" in width or height, or wainscot products that require more than six panels, will be processed by Special Designs; upcharges apply.
- Bamboo cannot be ordered over 95-3/4" in length due to material availability.
- Stiles or rails over 2-1/4" in width may utilize framing material containing one or more glue joints. Number of glue joints is dependent on the overall width and length of the framing in question. See page 7.10 for framing width glue joint guidelines.
- Finished wainscot panels will have the face and exterior edges fully finished and topcoated. The back of the panel will receive only a clear coat of sealer or primer unless "Finished Back" Option is requested. See the Finish Program Section for pricing of Finished Back Option.

Pricing

- Wainscot panel pricing is calculated using the door Design Charge multiplied by the number of panels specified, then added together with the Material Charge and any wide framing charges.
- If a wainscot panel exceeds 50" in width and 50" in height, a upcharge will be incurred due to the manual sanding process and special handling.
- Wainscot panels with stiles 8-13/16" to 15" will automatically receive a mullion type spline as structural reinforcement. The spline charge is list per stile.
- Wainscot panels will receive an additional charge for oversize packaging if the panel exceeds 36" in width and 36" in height, or if any dimension exceeds 84".